

H TECHNICAL BULLETIN

TRAILER SUSPENSION SYSTEMS

SUBJECT: Loading Dock Approach Procedure
For Trailers Equipped with SURELOK®

LIT NO: T79003

DATE: October 2017

Keep all bystanders away from the trailer and loading dock area during the below referenced procedure. Do not conduct any trailer loading/unloading operations until the below referenced procedure is completed and the trailer is properly secured with wheel chocks and/or other means as required by applicable regulations, codes and safe operating practices.

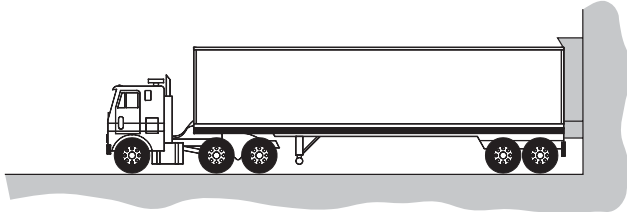


Figure 1: Trailer parked at dock

1. Slowly back the trailer toward the loading dock until the rear of the trailer makes contact with the loading dock, [Figure 1](#).

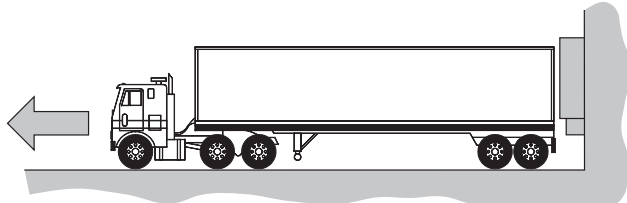


Figure 2: Trailer pulled forward one foot from dock

2. Pull the trailer away from the loading dock approximately one foot, [Figure 2](#).



Figure 3: Trailer parked at dock

3. Apply the parking brakes, [Figure 3](#).

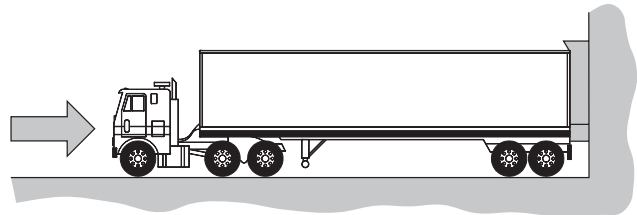


Figure 4: Trailer parked at dock

4. Release the parking brake and immediately, but slowly move the trailer to re-establish contact with the loading dock, [Figure 3](#) and [Figure 4](#).
5. Apply the parking brakes again to firmly hold the trailer against the loading dock.

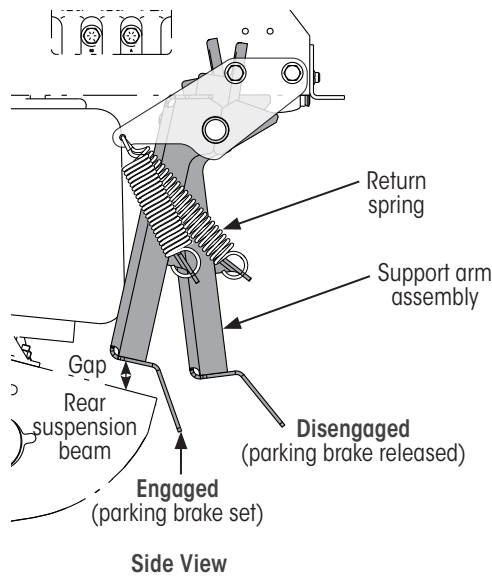


Figure 5: Position of SURELOK mechanical support arms when trailer parking brakes are applied and released

SURELOK® (Figure 5) is a pneumatically-controlled trailer support system designed to hold the trailer at a constant height and minimize the amount of trailer movement that can occur with air suspensions during loading and unloading. SURELOK works in conjunction with the trailer parking brakes to limit both vertical (“trailer drop”) and horizontal (“trailer walk”) movement.

IMPORTANT: Moving the trailer rearward with the trailer parking brake set will raise trailer deck height and increase the gap at the bottom of the SURELOK control arm. This increased gap can result in forward movement of the trailer known as “trailer walk”. Hendrickson recommends releasing the trailer brake anytime the trailer is moved.

CONTACTING HENDRICKSON

For additional information not found in this document, refer to *L498 SURELOK Operator’s Manual* or contact Hendrickson Trailer Technical Services directly in the United States or Canada at **866-RIDEAIR (743-3247)** or email **HTTS@Hendrickson-intl.com**.

Call Hendrickson at **866.RIDEAIR (743.3247)** for additional information.



TRAILER COMMERCIAL VEHICLE SYSTEMS
 2070 Industrial Place SE
 Canton, OH 44707-2641 USA
 866.RIDEAIR (743.3247)
 330.489.0045 • Fax 800.696.4416

Hendrickson Canada
 250 Chrysler Drive, Unit #3
 Brampton, ON Canada L6S 6B6
 800.668.5360
 905.789.1030 • Fax 905.789.1033

Hendrickson Mexicana
 Circuito El Marqués Sur #29
 Parque Industrial El Marqués
 Pob. El Colorado, Municipio El Marqués,
 Querétaro, México C.P. 76246
 +52 (442) 296.3600 • Fax +52 (442) 296.3601

www.hendrickson-intl.com