

H PARTS LIST

SOFTEK® NXT Front Steer Axle and Suspension System for Peterbilt Vehicles

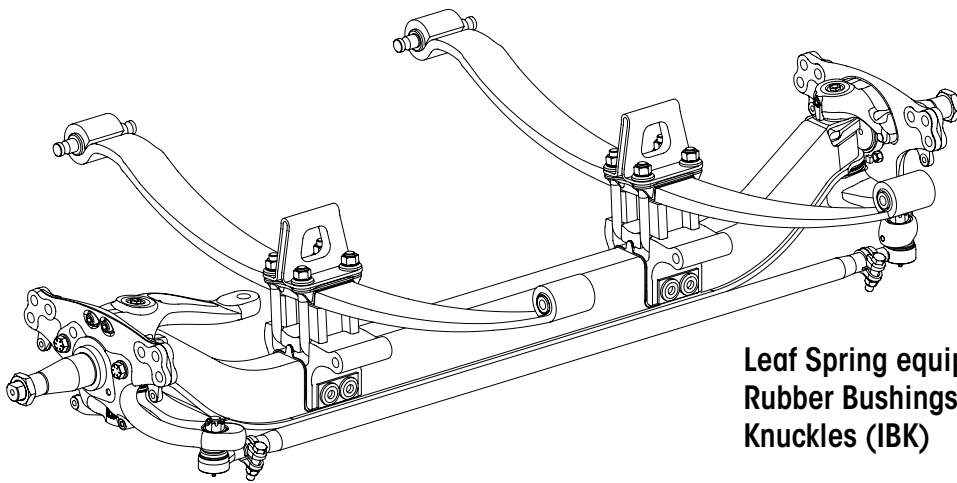
LIT NO.: SP-289

DATE: December 2018

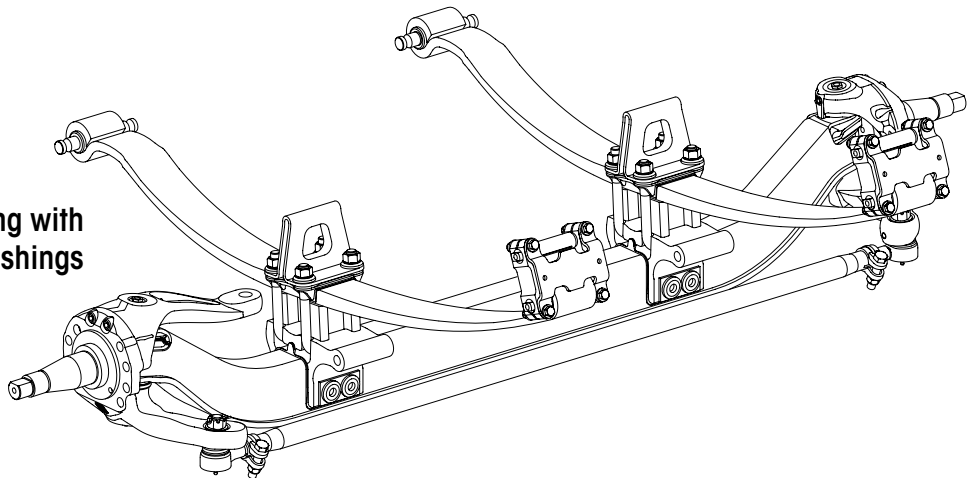
REVISION: F

CONTENTS

DESCRIPTION	PAGE
Parts List	2
Selection Guides	4
Special Tools	5



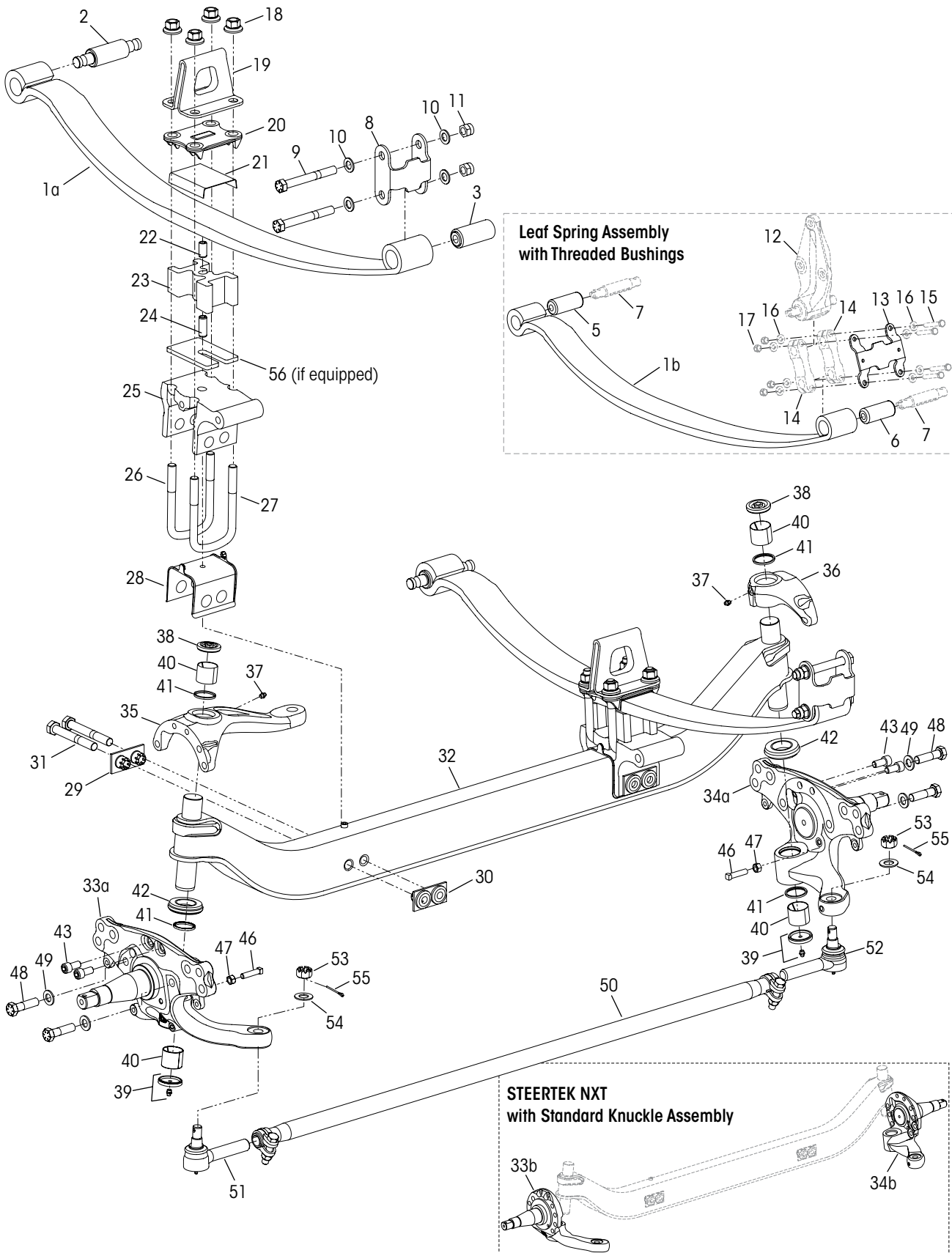
**Leaf Spring equipped with
Rubber Bushings and Integrated Brake
Knuckles (IBK)**



**Leaf Spring with
Threaded Bushings**



12.5K / 13.2K Capacity





		VEHICLE			VEHICLE		
KEY NO.	PART NO.	DESCRIPTION	QTY.	KEY NO.	PART NO.	DESCRIPTION	QTY.
		Leaf Spring and Clamp Group Assembly Service Kit, One Side		26		U-bolt - Front	2
		• with Rubber Bushings, Includes Key Nos. 1a, 2-3, 18-31			77132-180	10" Ride Height, 12.5K, <i>Replaces 77132-190</i>	
	60961-813	10" Ride Height, 12.5K			77132-190	10" Ride Height, 13.2K	
	60961-854	10" Ride Height, 13.2K			77132-140	8½" Ride Height, 12.5K, <i>Replaces 77132-150</i>	
	60961-814	8½" Ride Height, 12.5K			77132-150	8½" Ride Height, 13.2K	
	60961-855	8½" Ride Height, 13.2K			77132-120	6½" Ride Height, 12.5K, <i>Replaces 77132-130</i>	
	60961-815	6½" Ride Height, 12.5K			77132-130	6½" Ride Height, 13.2K	
	60961-856	6½" Ride Height, 13.2K		27		U-bolt - Rear	2
		• with Threaded Bushings, Includes Key Nos. 1b, 5-6, 18-31			77132-190	10" Ride Height, 12.5K	
	60961-848	10" Ride Height, 12.5K			77132-200	10" Ride Height, 13.2K	
	60961-849	10" Ride Height, 13.2K			77132-150	8½" Ride Height, 12.5K	
	60961-850	8½" Ride Height, 12.5K			77132-160	8½" Ride Height, 13.2K	
	60961-851	8½" Ride Height, 13.2K			77132-130	6½" Ride Height, 12.5K	
	60961-852	6½" Ride Height, 12.5K			77132-140	6½" Ride Height, 13.2K	
	60961-853	6½" Ride Height, 13.2K			60961-802	Axle Clamp Service Kit, One Side, Includes Key Nos. 28-31	
1	a	Leaf Spring Assembly	2	28		*Axle Wrap Liner	2
		• with Rubber Bushings, Includes Key Nos. 2-3				*Axle Clamp	
	53765-000	12.5K Capacity		29		Front - Unthreaded	2
	53984-000	13.2K Capacity		30		Rear - Threaded	2
		• with Threaded Bushings, Includes Key Nos. 5-6		31		*M20 X 2.5-6G x 160 mm Hex Cap Screw	4
	53963-000	12.5K Capacity		32	70685-XXX	Axle and Kingpin Assembly, <i>See Table 1 on Page 4</i>	1
	53964-000	13.2K Capacity		33		Left Hand Lower Steering Knuckle Assembly, <i>See Table 1 on Page 4</i>	1
		Spring Eye Bushing Service Kit, One Side		a	80029-XXX	• with Integrated Brake Knuckle Assembly Includes Key Nos. 39-41, 45-49	
	60961-820	Front, Includes Key Nos. 2, 4		b	58900-XXX	• with Standard Brake Knuckle Assembly Includes Key Nos. 39-41, 45-47	
	60961-821	Rear, Includes Key Nos. 3-4		34		Right Hand Lower Steering Knuckle Assembly, <i>See Table 1 on Page 4</i>	1
2		*Front Bar Pin Spring Eye Bushing	2	a	80029-XXX	• with Integrated Brake Knuckle Assembly Includes Key Nos. 39-41, 45-49	
3		*Rear Thru-bolt Spring Eye Bushing	2	b	58900-XXX	• with Standard Brake Knuckle Assembly Includes Key Nos. 39-41, 45-47	
4	69125-001	Loctite® 680 (Green) Compound Tube (Not Shown)	1	35	60903-472	Left Hand Upper Steering Knuckle Assembly, Includes Key Nos. 37-38, 40-41	1
5	52700-000	Front Spring Pin Bushing	2	36	60904-402	Right Hand Upper Steering Knuckle Assembly, Includes Key Nos. 37-38, 40-41	1
6	53980-000	Rear Threaded Bushing	2		60961-630	Kingpin Bushing and Roller Thrust Bearing Service Kit, One Side, Includes Key Nos. 37-44	
7		***Threaded Bar Pin	2	37	33117-000	Grease Zerk	2
	60961-803	Rear Shackle Service Kit, One Side, Includes Key Nos. 8-11		38	68687-003	Grease Cap Assembly, Upper	2
8	70795-001	Shackle	2	39	68687-002	Grease Cap Assembly, Lower	2
9	21867-023	¾"-16 UNF x 6½" Hex Bolt	4	40	58909-001	Kingpin Bushing	4
10	22962-001	¾" Washer	8	41	68731-000	Kingpin Seal	4
11	17700-035	¾"-16 UNF-2B Nylocknut	4	42	64256-000L	Roller Thrust Bearing	2
12		***Rear Hanger	2	43	60236-001	5/8"-11 UNC Socket Head Cap Screw	4
13	79381-001	Shackle	2	44	60937-000	Loctite® (Red) Compound Tube (Not Shown)	1
14		***Shackle Plate	4	45	64246-000	ABS Sensor Sleeve (Not Shown)	2
15		***M12 Hex Bolt	8		60961-069	Stop Bolt Service Kit, One End, Includes Key Nos. 46-47	
16		***M12 Washer	16	46	60238-001	½"-13 UNC x 2" Square Head Bolt	2
17		***M12 Nylocknut	8	47	60240-000	½"-13 UNC Hex Jam Nut	2
	60961-804	Clamp Group Service Kit, One Side, Includes Key Nos. 18, 21, 28-31		48	58917-023	¾"-10 UNC x 2¾" Hex Head Cap Screw	4
		• Key No. 26-27 U-bolts to be purchased separately		49	22962-047	¾" Flat Washer	4
18	75989-000	M20 x 1.5-6H Two-piece Nut	8	50		Tie Rod Assembly, Includes Key Nos. 51-53 <i>See Table 2 on Page 4</i>	1
19	70690-001	Jounce Stop	2		60961-XXX	Tie Rod End Service Kits, See Table 2 on Page 4 Axle Set, Includes Left and Right Hand Kits Left Hand, Includes Key Nos. 51, 53-55 Right Hand, Includes Key Nos. 52-55	
20	70688-001	Top Pad	2	51		Left Hand Tie Rod End, <i>See Table 2 on Page 4</i>	1
21	75990-000	Leaf Spring Liner	2	52		Right Hand Tie Rod End, <i>See Table 2 on Page 4</i>	1
22		Upper Slotted Spring Pin	2	53		*7/8" Castle Nut	2
	76897-013	10" Ride Height, 12.5K / 13.2K		54	22962-007	7/8" Flat Washer	2
	76897-015	8½" Ride Height, 12.5K		55	17800-004	Tie Rod Nut Cotter Pin	2
	76897-005	8½" Ride Height, 13.2K		56	78578-001	**Chassis Spacer (if equipped)	1
	76897-016	6½" Ride Height, 12.5K					
	76897-012	6½" Ride Height, 13.2K					
23		Leaf Spring Spacer	2				
	70694-001	10" Ride Height, 12.5K					
	70694-003	10" Ride Height, 13.2K					
	70694-002	8½" Ride Height, 12.5K					
	70694-004	8½" Ride Height, 13.2K					
	77808-001	6½" Ride Height, 12.5K					
	70694-005	6½" Ride Height, 13.2K					
24	76897-001	Lower Slotted Spacer Pin (10" Ride Height Only)	2				
25	75986-001	Axle Wrap / Shock Bracket	2				



■ Selection Guides

TABLE 1 Brake Knuckle Assemblies

		Built with Integrated Brake Knuckle				Built with Standard Brake Knuckle				
		WHEEL Base	STEERTEK NXT Assembly	Axle & Kingpin Assembly	Lower Steering Knuckle Assembly		STEERTEK NXT Assembly	Axle & Kingpin Assembly	Lower Steering Knuckle Assembly	
					Left Hand	Right Hand			Left Hand	Right Hand
		Part Numbers				Part Numbers				
4.25" Axle Drop	12.5K	241"-290"	70757-501	70685-001	80029-099	80029-100	70757-001	70685-001	58900-499	58900-500
		191"-240"	70757-502		80029-097	80029-098	70757-002		58900-497	58900-498
		140"-190"	70757-503		80029-095	80029-096	70757-003		58900-495	58900-496
	13.2K	241"-290"	70757-504		80029-099	80029-100	70757-004		58900-499	58900-500
		191"-240"	70757-505		80029-097	80029-098	70757-005		58900-497	58900-498
		140"-190"	70757-506		80029-095	80029-096	70757-006		58900-495	58900-496
5.36" Axle Drop	12.5K	241"-290"	70757-507	70685-101	80029-099	80029-100	70757-007	70685-101	58900-499	58900-500
		191"-240"	70757-508		80029-097	80029-098	70757-008		58900-497	58900-498
		140"-190"	70757-509		80029-095	80029-096	70757-009		58900-495	58900-496
	13.2K	241"-290"	70757-510		80029-099	80029-100	70757-010		58900-499	58900-500
		191"-240"	70757-511		80029-097	80029-098	70757-011		58900-497	58900-498
		140"-190"	70757-512		80029-095	80029-096	70757-012		58900-495	58900-496

TABLE 2 Tie Rod Assemblies and Tie Rod End Service Kits

Wheelbase	Tie Rod Assembly		Tie Rod End		Tie Rod End Service Kits	
	12.5K	13.2K	12.5K	13.2K	12.5K	13.2K
241"-290"	76877-003	76879-003	70995-001 (LH) 70995-002 (RH)	76876-001 (LH) 76876-002 (RH)	60961-734 (Axle Set) 60961-736 (LH) 60961-741 (RH)	60961-735 (Axle Set) 60961-742 (LH) 60961-743 (RH)
191"-240"	76877-002	76879-002				
140"-190"	76877-005	76879-001				

NOTES: * Item included in kit/assembly only, part not sold separately.

** Chassis spacer (if equipped) can be located on either left or right side of suspension.

*** Not supplied by Hendrickson, used for reference only. Hendrickson is not responsible for components supplied by vehicle manufacturer. For more information and assistance with maintenance and rebuild instructions on these components see vehicle manufacturer.



■ Special Tools

LEAF SPRING BUSHING INSTALLATION AND REMOVAL TOOLS

Hendrickson Part No. 66086-300

OTC Part No. 4274 Visit otctools.com



Hendrickson Part No. 66086-301

OTC Part No. 4275 Visit otctools.com



Hendrickson Part No. 66086-302

OTC Part No. 4250 Visit otctools.com

NOTE: In conjunction with Hendrickson Part No. 66086-301 (OTC 4275) this additional adapter tool kit is available to purchase to be used on Hendrickson PRIMAX EX • COMFORT AIR • V-Ride rear air suspensions (not needed for this front suspension).



KINGPIN BUSHING TOOL – ADJUSTABLE STRAIGHT FLUTE REAMER

The dimension of cutting diameter must facilitate a range of 1.802"-1.812"



This is a general parts list to provide directional information. Components may vary by model. Questions in regards to parts, contact Hendrickson Truck Parts at 1.866.755.5968 (Toll-free U.S. and Canada), 630.910.2800 (Outside U.S. and Canada) or e-mail: truckparts@hendrickson-intl.com.

www.hendrickson-intl.com



Truck Commercial Vehicle Systems
800 South Frontage Road
Woodridge, IL 60517-4904 USA

1.866.755.5968 (Toll-free U.S. and Canada)
630.910.2800 (Outside U.S. and Canada)
Fax 630.910.2899

"HENDRICKSON", the "H" logo and other Hendrickson marks designated with the "®" symbol are registered trademarks of Hendrickson USA, L.L.C. in the United States and certain other countries.

Information contained in this literature was accurate at the time of publication. Product changes may have been made after the copyright date that are not reflected.
© 2016 – 2018 Hendrickson USA, L.L.C. All Rights Reserved