

**HENDRICKSON USE ONLY**

# **H** ORDERING GUIDE

## HENDRICKSON TRAILER AXLES – HN / HP MODELS

LIT NO: L964

DATE: May 2019

REVISION: DD

### FORM INSTRUCTIONS

For complete price and model number information on HN or HP Hendrickson Trailer Axles, fax this form to 800.696.4416 in the U.S. or 905.789.1033 in Canada. For additional assistance or to place an order for an axle that is not HN or HP, please call toll-free 866.RIDEAIR (743.3247) in the U.S. or 800.668.5360 in Canada.

|              |               |              |               |                      |  |
|--------------|---------------|--------------|---------------|----------------------|--|
| <b>TO:</b>   |               | <b>FROM:</b> |               | <b>COMPANY NAME:</b> |  |
| <b>DATE:</b> | <b>PHONE:</b> | <b>FAX:</b>  | <b>EMAIL:</b> |                      |  |

|                 |                |
|-----------------|----------------|
| <b>SAME AS:</b> | <b>EXCEPT:</b> |
|-----------------|----------------|

### AXLES

|   |  |   |
|---|--|---|
| <b>APPLICATION:</b>                       | <input type="checkbox"/> Air Suspension  | <input type="checkbox"/> Mechanical Spring  |
| <b>AXLE STYLE:</b>                        | Straight   |   |
| <b>SPINDLE:</b>                           | <input type="checkbox"/> HN  | <input type="checkbox"/> HP   |
| <b>AXLE TRACK:</b>                        | <input type="checkbox"/> 71.5"   | <input type="checkbox"/> 77.5" <input type="checkbox"/> Other (69" to 102" in 1/2-inch increments):                                 |
| <b>AXLE WALL<sup>1</sup>:</b>             | <input type="checkbox"/> 1/2" Nom.   | <input type="checkbox"/> 5/8" Nom. <input type="checkbox"/> 5/8" Heavy Duty <input type="checkbox"/> 3/4" Nom.                      |
| <b>TIRE INFLATION SYSTEM<sup>2</sup>:</b> | <input type="checkbox"/> TIREMAAX <sup>®</sup> CP (Complete Worksheet on p. 8) | <input type="checkbox"/> TIREMAAX PRO (Complete Worksheet on p. 8) <input type="checkbox"/> 3-Hole Prep <input type="checkbox"/> No |



Are you ordering air disc brakes?  No (Continue on page 1)  Yes (Go to page 4)

### DRUM BRAKES \*

\*Slack and brake chamber combinations will affect brake ratings. Refer to L809 for Brake Certifications.

| BRAKE LINING:               | <input type="checkbox"/> H20   | <input type="checkbox"/> H20          |   |   | <input type="checkbox"/> H23                                      |   | <input type="checkbox"/> H26                                      |   |
|-----------------------------|--|---------------------------------------|---|---|---|---|---|---|
| <b>BRAKE SIZE:</b>          | <input type="checkbox"/> 12.25" x 7.5"   | <input type="checkbox"/> 15" x 8-5/8" | <input type="checkbox"/> 16.5" x 7"   | <input type="checkbox"/> 16.5" x 8-5/8"   | <input type="checkbox"/> 16.5" x 7"                               | <input type="checkbox"/> 16.5" x 8-5/8" | <input type="checkbox"/> 16.5" x 7"                               | <input type="checkbox"/> 16.5" x 8-5/8" |
| <b>BRAKE MODEL:</b>         | HXS <sup>®</sup>   | HXS                                   | <input type="checkbox"/> Standard<br><input type="checkbox"/> HXS                                   | HXS   | <input type="checkbox"/> Standard<br><input type="checkbox"/> HXS | HXS                                     | HXS   |   |
| <b>BRAKE COATING:</b>       | Standard   | Standard                              | <input type="checkbox"/> Standard <input type="checkbox"/> AAXTREME COAT <sup>®</sup><br>(HXS Only) | <input type="checkbox"/> Standard <input type="checkbox"/> AAXTREME COAT <sup>®</sup><br>(HXS Only) | Standard  |   | Standard  |   |
| <b>BRAKE CHAMBER SIZE:</b>  | <input type="checkbox"/> No  | <input type="checkbox"/> No           | <input type="checkbox"/> No   | <input type="checkbox"/> No   | <input type="checkbox"/> No                                       |   | <input type="checkbox"/> No                                       |   |
| Service / Spring:           | <input type="checkbox"/> 24/24 <input type="checkbox"/> 24/30 <input type="checkbox"/> 30/30 | <input type="checkbox"/> 30/30        | <input type="checkbox"/> 30/30  |   | <input type="checkbox"/> 30/30                                    |   | <input type="checkbox"/> 30/30                                    |   |
| Service Only <sup>3</sup> : | <input type="checkbox"/> Type 24 <input type="checkbox"/> Type 30                            | <input type="checkbox"/> Type 30      | <input type="checkbox"/> Type 24 <input type="checkbox"/> Type 30                                   | <input type="checkbox"/> Type 24 <input type="checkbox"/> Type 30                                   | <input type="checkbox"/> Type 24 <input type="checkbox"/> Type 30 |   | <input type="checkbox"/> Type 24 <input type="checkbox"/> Type 30 |   |

- 1/2-inch nominal axle wall is only permitted on mechanical spring suspensions.
- Refer to Hendrickson publication L583 Comprehensive Warranty Statement for complete details related to competitor tire inflation systems.
- "Service – only" brake chambers are used when parking brakes are not needed.



| <b>DRUM BRAKES</b>                      |  | (Continued)   |  |
|---|--|---|--|
| <b>BRAKE CHAMBER:</b>                   | <input type="checkbox"/> No  | <input type="checkbox"/> Standard 2.5" Stroke                               | <input type="checkbox"/> Standard 3.0" Stroke <input type="checkbox"/> Other:  |
| <b>BRAKE CHAMBER WARRANTY:</b>          | <input type="checkbox"/> No  | <input type="checkbox"/> Standard   | <input type="checkbox"/> Extended Life   |
| <b>BRAKE CHAMBER BRACKET:</b>           | <input type="checkbox"/> Standard                                    | <input type="checkbox"/> High Rise (Not available with 15" x 8-5/8" brakes) | <input type="checkbox"/> No (Air Disc Brakes Only)   |
| <b>BRAKE ADJUSTER TYPE:</b>             | <input type="checkbox"/> No  | <input type="checkbox"/> Auto   | <input type="checkbox"/> Manual  |
| <b>BRAKE ADJUSTER BRAND:</b>            | <input type="checkbox"/> No  | <input type="checkbox"/> Standard   | <input type="checkbox"/> Other:  |
| <b>BRAKE ADJUSTER LENGTH:</b>           | <input type="checkbox"/> No  | <input type="checkbox"/> Standard 5.5"                                      | <input type="checkbox"/> Standard 6.0" (Long stroke chamber recommended)   |
| <b>S-CAM SPLINES:</b>                   | <input type="checkbox"/> 28 Spline                                   | <input type="checkbox"/> 10 Spline  |  |
| <b>S-CAM LENGTH:</b>                    | <input type="checkbox"/> 23.75" (Air Suspension)                     | <input type="checkbox"/> 20.625" (Spring Suspension)                        | <input type="checkbox"/> Other (6.5" min - 35.5" max):   |
| <b>CAM ENCLOSURE<sup>5</sup>:</b>       | <input type="checkbox"/> Standard Cam Bracket                        | <input type="checkbox"/> Cam Tube System                                    |  |
| <b>S-CAM / BRAKE ADJUSTER POSITION:</b> | <input type="checkbox"/> Cams Rear — Brake Adjusters Down (Standard) |   | <input type="checkbox"/> Cams Forward — Brake Adjusters Up   |
| <b>DUST SHIELD:</b>                     | <input type="checkbox"/> No  | <input type="checkbox"/> Yes  |  |
| <b>ABS SENSOR:</b>                      | <input type="checkbox"/> No  | <input type="checkbox"/> Haldex 19.7"                                       | <input type="checkbox"/> WABCO 15.7" <input type="checkbox"/> Bendix 14.84" <input type="checkbox"/> Bendix 78.7" <input type="checkbox"/> WABCO 36.0" |
| <b>SPINDLE NUT:</b>                     | <input type="checkbox"/> No  | <input type="checkbox"/> Standard 3-Piece Nut                               |  |

5. Cam enclosure option available on limited number of cam lengths.

## DRUM BRAKE RTR® READY-TO-ROLL® PACKAGES<sup>6</sup>

|  | <input type="checkbox"/> <b>Standard Service</b><br>(1-Year Limited Warranty <sup>7</sup> )                                    | <input type="checkbox"/> <b>HXL3® Hendrickson<br/>Extended-Life System™</b><br>(3-Year Limited Warranty <sup>7</sup> )    | <input type="checkbox"/> <b>HXL5® Hendrickson<br/>Extended-Life System™</b><br>(5-Year Limited Warranty <sup>7</sup> )    | <input type="checkbox"/> <b>HXL7® Hendrickson<br/>Extended-Life System™</b><br>(7-Year Limited Warranty <sup>7</sup> )    | <input type="checkbox"/> <b>ConMet PreSet®</b><br>(5-Year Limited Warranty <sup>7</sup> )                                 |
|--|--|---|---|---|---|
| <b>SPINDLE:</b>  | <input type="checkbox"/> HN<br><input type="checkbox"/> HP   | <input type="checkbox"/> HN<br><input type="checkbox"/> HP  | <input type="checkbox"/> HN<br><input type="checkbox"/> HP  | HP  | <input type="checkbox"/> HN<br><input type="checkbox"/> HP  |
| <b>HUB MATERIAL:</b>   | <input type="checkbox"/> Ductile Iron<br><input type="checkbox"/> Dura-Light Hub®<br><input type="checkbox"/> Aluminum         | <input type="checkbox"/> Ductile Iron<br><input type="checkbox"/> Dura-Light Hub<br><input type="checkbox"/> Aluminum     | <input type="checkbox"/> Ductile Iron<br><input type="checkbox"/> Dura-Light Hub<br><input type="checkbox"/> Aluminum     | <input type="checkbox"/> Ductile Iron<br><input type="checkbox"/> Dura-Light Hub<br><input type="checkbox"/> Aluminum     | Aluminum  |
| <b>ABSTONE RING:</b>   | Yes  | Yes   | Yes   | Yes   | Yes   |
| <b>NUMBER OF STUDS:</b><br>B.C. = Bolt Circle Diameter           | <input type="checkbox"/> 10 (11.25-inch B.C.)<br><input type="checkbox"/> 8 (275 mm B.C.)                                      | <input type="checkbox"/> 10 (11.25-inch B.C.)<br><input type="checkbox"/> 8 (275 mm B.C.)                                 | <input type="checkbox"/> 10 (11.25-inch B.C.)<br><input type="checkbox"/> 8 (275 mm B.C.)                                 | 10 (11.25-inch B.C.)  | 10  |
| <b>WHEEL MATERIAL:</b>   | <input type="checkbox"/> Aluminum<br><input type="checkbox"/> Steel<br><input type="checkbox"/> Steel / Aluminum               | <input type="checkbox"/> Aluminum<br><input type="checkbox"/> Steel<br><input type="checkbox"/> Steel / Aluminum          | <input type="checkbox"/> Aluminum<br><input type="checkbox"/> Steel<br><input type="checkbox"/> Steel / Aluminum          | <input type="checkbox"/> Aluminum<br><input type="checkbox"/> Steel<br><input type="checkbox"/> Steel / Aluminum          | <input type="checkbox"/> Aluminum<br><input type="checkbox"/> Steel<br><input type="checkbox"/> Steel / Aluminum          |
| <b>DUAL / SUPER SINGLE:</b><br>(SS) Short Stud<br>(LS) Long Stud | <input type="checkbox"/> Dual<br><input type="checkbox"/> Super Single (SS)<br><input type="checkbox"/> Super Single (LS)      | <input type="checkbox"/> Dual<br><input type="checkbox"/> Super Single (SS)<br><input type="checkbox"/> Super Single (LS) | <input type="checkbox"/> Dual<br><input type="checkbox"/> Super Single (SS)<br><input type="checkbox"/> Super Single (LS) | <input type="checkbox"/> Dual<br><input type="checkbox"/> Super Single (SS)<br><input type="checkbox"/> Super Single (LS) | <input type="checkbox"/> Dual<br><input type="checkbox"/> Super Single (SS)<br><input type="checkbox"/> Super Single (LS) |
| <b>LUBE TYPE:</b>  | <input type="checkbox"/> SAE 80/90 (Standard)<br><input type="checkbox"/> Semi-Fluid Grease<br><input type="checkbox"/> Other: | <input type="checkbox"/> SAE 80/90 (Standard)<br><input type="checkbox"/> Synthetic 75W/90                                | Semi-Fluid Grease   | Semi-Fluid Grease   | <input type="checkbox"/> Semi-Fluid Grease<br><input type="checkbox"/> Synthetic 75W/90                                   |
| <b>SEAL BRAND:</b>   | <input type="checkbox"/> Stemco Voyager<br><input type="checkbox"/> Stemco Discover<br><input type="checkbox"/> Federal Mogul  | Standard  | Standard  | Standard  | No (ConMet Included)  |
| <b>BEARING BRAND:</b>  | <input type="checkbox"/> Standard<br><input type="checkbox"/> Other:   | Standard  | Standard  | Standard  | No (ConMet Included)  |
| <b>SPINDLE NUT:</b>  | <input type="checkbox"/> 3-Piece (Set Screw)   | PRECISION240® Nut System<br>PRECISION320® Nut System <b>or</b>  | PRECISION240 Nut System<br>PRECISION320 Nut System <b>or</b>  | PRECISION320 Nut System   | Standard 3-Piece Nut  |
| <b>HUBCAP TYPE:</b>  | Standard Bolt-On   | Standard Aluminum Bolt-On   | Standard Aluminum Bolt-On   | Corrosion Resistant Bolt-On   | Standard Bolt-On  |

### DRUM OPTIONS

|                         |   |
|-------------------------|---|
| <b>DRUM MATERIAL:</b>   | <input type="checkbox"/> Cast <input type="checkbox"/> Fused          |
| <b>DRUM DUTY:</b>       | <input type="checkbox"/> Standard <input type="checkbox"/> Heavy Duty |
| <b>DRUM BALANCING:</b>  | Balanced  |
| <b>WHEEL FASTENERS:</b> | <input type="checkbox"/> Yes <sup>8</sup> <input type="checkbox"/> No |

6. Consult a customer service representative to ensure the compatibility of the wheel-end equipment with the other selected suspension parameters. RTR® READY-TO-ROLL® wheel-end packages are standard with hub-piloted hubs.

7. Refer to Hendrickson publication L583 Comprehensive Warranty Statement for complete details.

8. Two (2) wheel fasteners factory installed per wheel-end with balanced packaged in plastic bag, taped and stretched-wrapped to each wheel-end.

## HENDRICKSON SUSPENSION AND AXLES AVAILABLE WITH AIR DISC BRAKES (ADB)

| SUSPENSION / AXLE MODELS            | AVAILABILITY   |
|-------------------------------------|--|
| <b>HT™ SERIES</b>                   |  |
| HT230, HT250T, HT300*               | Call for application approval  |
| HT250U                              | Call for application approval – ADB generally available for 7.5" ride heights and higher |
| HT190U, HT250US, HT300US            | ADB not available  |
| HT250Y, HT250YS, HT300Y             | ADB not available  |
| <b>TRAILER AXLES</b>                |  |
| TRLAXLE® – 1/2", 5/8", 5/8" HD wall | ADB available on limited tracks  |
| TRLAXLE – 3/4" wall                 | ADB not available  |



**WARNING:** IMPROPER WHEELS OR VALVE STEMS can interfere with air disc brakes and cause rapid tire deflation, component damage, loss of vehicle control, property damage or severe personal injury. Use only wheels and valve stems that provide proper running clearance with air disc brakes equipped on the suspension. Contact vehicle manufacturer to determine replacement wheels and valve stems approved for the application.

| DISC BRAKES *  | *Please refer to L1225 at <a href="http://www.hendrickson-intl.com">www.hendrickson-intl.com</a> for more important information to consider when spec'ing air disc brakes.  |   |   |   |
|--|---|---|---|---|
| Hendrickson MAXX22T™ ADB (Hendrickson Standard)                                |   |   |   |   |
| <b>CONVERTER DOLLY APPLICATION:</b>  | <input type="checkbox"/> No <input type="checkbox"/> Yes (Service Only Chamber Available)   |   |   |   |
| <b>DISC BRAKE APPROVAL:</b>  | <input type="checkbox"/> Approval: 20,000 lb or less GAWR <b>or</b> up to 23,000 lb GAWR with appropriate tire SLR (See L809 for Brake Certifications)  |   |   |   |
| <b>ROTOR BRAND/MATERIAL:</b>   | 415mm Cast Iron   | 415mm Cast Iron   | 415mm Cast Iron   | 415mm Cast Iron   |
| <b>PAD/LINING:</b>   | WABCO 233   |   |   |   |
| <b>BRAKE CALIPER POSITION:</b><br>For TRLAXLE® Only - See page 8 for reference | <input type="checkbox"/> A – For top-mount mechanical suspensions or top-mount air suspensions with brake chamber to <b>rear</b> of axle<br><input type="checkbox"/> B – For top-mount air suspensions with brake chamber to <b>front</b> of axle<br><input type="checkbox"/> C – For low-ride underslung air suspensions |   |   |   |
| <b>BRAKE CHAMBER:</b>  | <input type="checkbox"/> Type 18/24 Std <input type="checkbox"/> Type 18 (Dolly)  |   |   |   |
| <b>RTR® READY-TO-ROLL® WHEEL-END PACKAGES:</b>                                 | <input type="checkbox"/> <b>Standard Service</b><br>(1-year Limited Warranty <sup>7</sup> )   | <input type="checkbox"/> <b>HXL3® Hendrickson Extended-Life System™</b><br>(3-year Limited Warranty <sup>7</sup> )        | <input type="checkbox"/> <b>HXL5® Hendrickson Extended-Life System™</b><br>(5-year Limited Warranty <sup>7</sup> )        | <input type="checkbox"/> <b>HXL7® Hendrickson Extended-Life System™</b><br>(7-year Limited Warranty <sup>7</sup> )        |
| <b>SPINDLE:</b>  | <input type="checkbox"/> HN <input type="checkbox"/> HP   | <input type="checkbox"/> HN <input type="checkbox"/> HP   | <input type="checkbox"/> HN <input type="checkbox"/> HP   | HP  |
| <b>HUB MATERIAL:</b>   | <input type="checkbox"/> Dura-Light Hub® <input type="checkbox"/> Ductile Iron  | <input type="checkbox"/> Dura-Light Hub <input type="checkbox"/> Ductile Iron   | <input type="checkbox"/> Dura-Light Hub <input type="checkbox"/> Ductile Iron   | <input type="checkbox"/> Dura-Light Hub <input type="checkbox"/> Ductile Iron   |
| <b>HUB STYLE:</b>  | Hub-Piloted x 10-stud x 11.25" BC for 22.5" and 24.5" tires   |   |   |   |
| <b>WHEEL MATERIAL:</b>   | <input type="checkbox"/> Aluminum<br><input type="checkbox"/> Steel<br><input type="checkbox"/> Steel / Aluminum  | <input type="checkbox"/> Aluminum<br><input type="checkbox"/> Steel<br><input type="checkbox"/> Steel / Aluminum          | <input type="checkbox"/> Aluminum<br><input type="checkbox"/> Steel<br><input type="checkbox"/> Steel / Aluminum          | <input type="checkbox"/> Aluminum<br><input type="checkbox"/> Steel<br><input type="checkbox"/> Steel / Aluminum          |
| <b>DUAL / SUPER SINGLE:</b><br>(SS) Short Stud<br>(LS) Long Stud               | <input type="checkbox"/> Dual<br><input type="checkbox"/> Super Single (SS)<br><input type="checkbox"/> Super Single (LS)   | <input type="checkbox"/> Dual<br><input type="checkbox"/> Super Single (SS)<br><input type="checkbox"/> Super Single (LS) | <input type="checkbox"/> Dual<br><input type="checkbox"/> Super Single (SS)<br><input type="checkbox"/> Super Single (LS) | <input type="checkbox"/> Dual<br><input type="checkbox"/> Super Single (SS)<br><input type="checkbox"/> Super Single (LS) |
| <b>LUBE TYPE:</b>  | <input type="checkbox"/> SAE 80/90<br><input type="checkbox"/> Semi-Fluid Grease<br><input type="checkbox"/> Synthetic 75W/90   | <input type="checkbox"/> SAE 80/90<br><input type="checkbox"/> Synthetic 75W/90   | Semi-Fluid Grease   | Semi-Fluid Grease   |
| <b>SEAL:</b>   | Standard  | Standard  | Standard  | Standard  |
| <b>BEARINGS:</b>   | Standard  | Standard  | Standard  | Standard  |
| <b>HUBCAP TYPE:</b>  | Standard Bolt-On  | Standard Aluminum Bolt-On   | Standard Aluminum Bolt-On   | Corrosion Resistant Bolt-On   |
| <b>SPINDLE NUT:</b>  | Standard 3-Piece Nut  | PRECISION240® Nut System<br>PRECISION320® Nut System <b>or</b>  | PRECISION240 Nut System<br>PRECISION320 Nut System <b>or</b>  | PRECISION320 Nut System   |
| <b>WHEEL FASTENERS:</b>  | <input type="checkbox"/> Yes <sup>8</sup> <input type="checkbox"/> No   |   |   |   |
| <b>ABS TONE RING / DUST SHIELD:</b>  | Required  |   |   |   |
| <b>ABS SENSORS (Required):</b>   | <input type="checkbox"/> Bendix 78.7" <input type="checkbox"/> Haldex 19.7" <input type="checkbox"/> Haldex 78.7" <input type="checkbox"/> WABCO 39.4" <input type="checkbox"/> WABCO 66.9"   |   |   |   |

| DISC BRAKES *   | *Please refer to L1225 at www.hendrickson-intl.com for more important information to consider when spec'ing air disc brakes.  |   |   |   |   |
|---|---|---|---|---|---|
| WABCO PAN22-1 ADB   |   |   |   |   |   |
| <b>CONVERTER DOLLY APPLICATION:</b>   | <input type="checkbox"/> No <input type="checkbox"/> Yes (Service Only Chamber Available)   |   |   |   |   |
| <b>DISC BRAKE APPROVAL:</b><br>(Must select one)                                | <input type="checkbox"/> Preapproval: 20,000 lb or less GAWR <b>or</b>  |   |   |   |   |
|   | <input type="checkbox"/> Online Approval # _____ <b>or</b>  |   |   |   |   |
|   | <input type="checkbox"/> Complete ADB Waiver on page 10 <b>or</b>   |   |   |   |   |
|   | <input type="checkbox"/> Complete ADB Application Form on page 10   |   |   |   |   |
| <b>ROTOR BRAND/MATERIAL:</b>  | 430mm Cast Iron   | 430mm Cast Iron   | 430mm Cast Iron   | 430mm Cast Iron   | 430mm ConMet Cast Iron  |
| <b>PAD/LINING:</b>  | WABCO 230   |   |   |   |   |
| <b>BRAKE CALIPER POSITION:</b><br>For TRILAXLE® Only - See page 8 for reference | <input type="checkbox"/> A – For top-mount mechanical suspensions or top-mount air suspensions with brake chamber to <b>rear</b> of axle<br><input type="checkbox"/> B – For top-mount air suspensions with brake chamber to <b>front</b> of axle<br><input type="checkbox"/> C – For low-ride underslung air suspensions |   |   |   |   |
| <b>BRAKE CHAMBER:</b>   | <input type="checkbox"/> Type 20/24 Std <input type="checkbox"/> Type 20 (Dolly)  |   |   |   |   |
| <b>RTR® READY-TO-ROLL® WHEEL-END PACKAGES:</b>                                  | <input type="checkbox"/> <b>Standard Service</b><br>(1-year Limited Warranty <sup>7</sup> )   | <input type="checkbox"/> <b>HXL3® Hendrickson Extended-Life System™</b><br>(3-year Limited Warranty <sup>7</sup> )        | <input type="checkbox"/> <b>HXL5® Hendrickson Extended-Life System™</b><br>(5-year Limited Warranty <sup>7</sup> )        | <input type="checkbox"/> <b>HXL7® Hendrickson Extended-Life System™</b><br>(7-year Limited Warranty <sup>7</sup> )        | <input type="checkbox"/> <b>ConMet PreSet</b><br>(5-year Limited Warranty <sup>7</sup> )                                  |
| <b>SPINDLE:</b>   | <input type="checkbox"/> HN <input type="checkbox"/> HP   | <input type="checkbox"/> HN <input type="checkbox"/> HP   | <input type="checkbox"/> HN <input type="checkbox"/> HP   | HP  | <input type="checkbox"/> HN <input type="checkbox"/> HP   |
| <b>HUB MATERIAL:</b>  | Ductile Iron  | Ductile Iron  | Ductile Iron  | Ductile Iron  | ConMet Aluminum   |
| <b>HUB STYLE:</b>   | Hub-Piloted x 10-stud x 11.25" BC for 22.5" and 24.5" tires   |   |   |   |   |
| <b>WHEEL MATERIAL:</b>  | <input type="checkbox"/> Aluminum<br><input type="checkbox"/> Steel<br><input type="checkbox"/> Steel / Aluminum  | <input type="checkbox"/> Aluminum<br><input type="checkbox"/> Steel<br><input type="checkbox"/> Steel / Aluminum          | <input type="checkbox"/> Aluminum<br><input type="checkbox"/> Steel<br><input type="checkbox"/> Steel / Aluminum          | <input type="checkbox"/> Aluminum<br><input type="checkbox"/> Steel<br><input type="checkbox"/> Steel / Aluminum          | <input type="checkbox"/> Aluminum<br><input type="checkbox"/> Steel<br><input type="checkbox"/> Steel / Aluminum          |
| <b>DUAL / SUPER SINGLE:</b><br>(SS) Short Stud<br>(LS) Long Stud                | <input type="checkbox"/> Dual<br><input type="checkbox"/> Super Single (SS)<br><input type="checkbox"/> Super Single (LS)   | <input type="checkbox"/> Dual<br><input type="checkbox"/> Super Single (SS)<br><input type="checkbox"/> Super Single (LS) | <input type="checkbox"/> Dual<br><input type="checkbox"/> Super Single (SS)<br><input type="checkbox"/> Super Single (LS) | <input type="checkbox"/> Dual<br><input type="checkbox"/> Super Single (SS)<br><input type="checkbox"/> Super Single (LS) | <input type="checkbox"/> Dual<br><input type="checkbox"/> Super Single (SS)<br><input type="checkbox"/> Super Single (LS) |
| <b>LUBE TYPE:</b>   | <input type="checkbox"/> SAE 80/90<br><input type="checkbox"/> Semi-Fluid Grease<br><input type="checkbox"/> Synthetic 75W/90   | <input type="checkbox"/> SAE 80/90<br><input type="checkbox"/> Synthetic 75W/90   | Semi-Fluid Grease   | Semi-Fluid Grease   | <input type="checkbox"/> Semi-Fluid Grease<br><input type="checkbox"/> Synthetic 75W/90                                   |
| <b>SEAL:</b>  | Standard  | Standard  | Standard  | Standard  | No (ConMet Included)  |
| <b>BEARINGS:</b>  | Standard  | Standard  | Standard  | Standard  | No (ConMet Included)  |
| <b>HUBCAP TYPE:</b>   | Standard Bolt-On  | Standard Aluminum Bolt-On   | Standard Aluminum Bolt-On   | Corrosion Resistant Bolt-On   | Standard Bolt-On  |
| <b>SPINDLE NUT:</b>   | Standard 3-Piece Nut  | PRECISION240® Nut System<br>PRECISION320® Nut System <b>or</b>  | PRECISION240 Nut System<br>PRECISION320 Nut System <b>or</b>  | PRECISION320 Nut System   | Standard 3-Piece Nut  |
| <b>WHEEL FASTENERS:</b>   | <input type="checkbox"/> Yes <sup>8</sup> <input type="checkbox"/> No   |   |   |   |   |
| <b>ABS TONE RING / DUST SHIELD:</b>   | Required  |   |   |   |   |
| <b>ABS SENSORS (Required):</b>  | <input type="checkbox"/> Bendix 78.7" <input type="checkbox"/> Haldex 19.7" <input type="checkbox"/> Haldex 78.7" <input type="checkbox"/> WABCO 39.4" <input type="checkbox"/> WABCO 66.9"   |   |   |   |   |

| <b>DISC BRAKES *</b>  |   | <b>KNORR / BENDIX ADB22X-LT</b>   |   |   |   |  |
|---|---|---|---|---|---|--|
| <b>CONVERTER DOLLY APPLICATION:</b>   | <input type="checkbox"/> No <input type="checkbox"/> Yes (STOP. ADB22X-LT is not approved for dollies. Must spec MAXX22T™ or PAN22-1)   |   |   |   |   |  |
| <b>DISC BRAKE APPROVAL:<br/>(Must select one)</b>                               | <input type="checkbox"/> Preapproval: Tandem Trailer – 80,000 lb GCW Max, Tridem Trailer – 98,000 GCW <b>or</b><br><input type="checkbox"/> Online Approval # _____ <b>or</b><br><input type="checkbox"/> Complete ADB Waiver on page 10 <b>or</b><br><input type="checkbox"/> Complete ADB Application Form on page 10   |   |   |   |   |  |
| <b>ROTOR BRAND/MATERIAL:</b>  | 430mm Knorr Cast Iron   | 430mm Knorr Cast Iron   | 430mm Knorr Cast Iron   | 430mm Knorr Cast Iron   | 430mm Knorr Cast Iron   | 430mm ConMet Cast Iron   |
| <b>PAD/LINING:</b>  | BX276   |   |   |   |   |  |
| <b>BRAKE CALIPER POSITION:<br/>For TRLAXLE® Only - See page 8 for reference</b> | <input type="checkbox"/> A – For top-mount mechanical suspensions or top-mount air suspensions with brake chamber to <b>rear</b> of axle<br><input type="checkbox"/> B – For top-mount air suspensions with brake chamber to <b>front</b> of axle<br><input type="checkbox"/> C – For low-ride underslung air suspensions |   |   |   |   |  |
| <b>BRAKE CHAMBER:</b>   | <input type="checkbox"/> Knorr 18/24 Std  |   |   |   |   |  |
| <b>RTR® READY-TO-ROLL®<br/>WHEEL-END PACKAGES:</b>                              | <input type="checkbox"/> <b>Standard Service</b><br>(1-year Limited Warranty <sup>7</sup> )   | <input type="checkbox"/> <b>HXL3® Hendrickson<br/>Extended-Life System™</b><br>(3-year Limited Warranty <sup>7</sup> )    | <input type="checkbox"/> <b>HXL5® Hendrickson<br/>Extended-Life System™</b><br>(5-year Limited Warranty <sup>7</sup> )    | <input type="checkbox"/> <b>HXL7® Hendrickson<br/>Extended-Life System™</b><br>(7-year Limited Warranty <sup>7</sup> )    | <input type="checkbox"/> <b>ConMet PreSet</b><br>(5-year Limited Warranty <sup>7</sup> )                                  |  |
| <b>HUB MATERIAL:</b>  | Ductile Iron  | Ductile Iron  | Ductile Iron  | Ductile Iron  | <input type="checkbox"/> ConMet AL Splined  | <input type="checkbox"/> ConMet Ductile Iron (HP Only)<br><input type="checkbox"/> ConMet Aluminum |
| <b>SPINDLE:</b>   | <input type="checkbox"/> HN <input type="checkbox"/> HP   | <input type="checkbox"/> HN <input type="checkbox"/> HP   | <input type="checkbox"/> HN <input type="checkbox"/> HP   | HP  | <input type="checkbox"/> HN <input type="checkbox"/> HP   |  |
| <b>HUB STYLE:</b>   | Hub-Piloted x 10-stud x 11.25" BC for 22.5" and 24.5" tires   |   |   |   |   |  |
| <b>WHEEL MATERIAL:</b>  | <input type="checkbox"/> Aluminum<br><input type="checkbox"/> Steel<br><input type="checkbox"/> Steel / Aluminum  | <input type="checkbox"/> Aluminum<br><input type="checkbox"/> Steel<br><input type="checkbox"/> Steel / Aluminum          | <input type="checkbox"/> Aluminum<br><input type="checkbox"/> Steel<br><input type="checkbox"/> Steel / Aluminum          | <input type="checkbox"/> Aluminum<br><input type="checkbox"/> Steel<br><input type="checkbox"/> Steel / Aluminum          | <input type="checkbox"/> Aluminum<br><input type="checkbox"/> Steel<br><input type="checkbox"/> Steel / Aluminum          |  |
| <b>DUAL / SUPER SINGLE:<br/>(SS) Short Stud<br/>(LS) Long Stud</b>              | <input type="checkbox"/> Dual<br><input type="checkbox"/> Super Single (SS)<br><input type="checkbox"/> Super Single (LS)   | <input type="checkbox"/> Dual<br><input type="checkbox"/> Super Single (SS)<br><input type="checkbox"/> Super Single (LS) | <input type="checkbox"/> Dual<br><input type="checkbox"/> Super Single (SS)<br><input type="checkbox"/> Super Single (LS) | <input type="checkbox"/> Dual<br><input type="checkbox"/> Super Single (SS)<br><input type="checkbox"/> Super Single (LS) | <input type="checkbox"/> Dual<br><input type="checkbox"/> Super Single (SS)<br><input type="checkbox"/> Super Single (LS) |  |
| <b>LUBE TYPE:</b>   | <input type="checkbox"/> SAE 80/90<br><input type="checkbox"/> Semi-Fluid Grease<br><input type="checkbox"/> Synthetic 75W/90   | <input type="checkbox"/> SAE 80/90<br><input type="checkbox"/> Synthetic 75W/90   | Semi-Fluid Grease   | Semi-Fluid Grease   | <input type="checkbox"/> Semi-Fluid Grease<br><input type="checkbox"/> Synthetic 75W/90                                   |  |
| <b>SEAL:</b>  | Standard  | Standard  | Standard  | Standard  | No (ConMet Included)  |  |
| <b>BEARINGS:</b>  | Standard  | Standard  | Standard  | Standard  | No (ConMet Included)  |  |
| <b>HUBCAP TYPE:</b>   | Standard Bolt-On  | Standard Aluminum Bolt-On   | Standard Aluminum Bolt-On   | Corrosion Resistant Bolt-On   | Standard Bolt-On  |  |
| <b>SPINDLE NUT:</b>   | Standard 3-Piece Nut  | PRECISION240® Nut System<br>PRECISION320® Nut System <b>or</b>  | PRECISION240 Nut System<br>PRECISION320 Nut System <b>or</b>  | PRECISION320 Nut System   | Standard 3-Piece Nut  |  |
| <b>WHEEL FASTENERS:</b>   | <input type="checkbox"/> Yes <sup>8</sup> <input type="checkbox"/> No   |   |   |   |   |  |
| <b>ABS TONE RING / DUST SHIELD:</b>   | Required  |   |   |   |   |  |
| <b>ABS SENSORS (Required):</b>  | <input type="checkbox"/> Bendix 78.7" <input type="checkbox"/> Haldex 19.7" <input type="checkbox"/> Haldex 78.7" <input type="checkbox"/> WABCO 39.4" <input type="checkbox"/> WABCO 66.9"   |   |   |   |   |  |

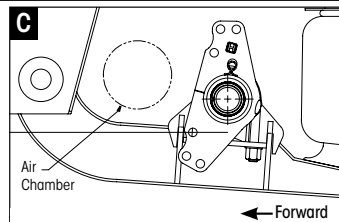
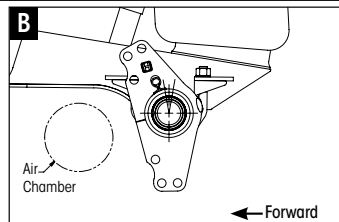
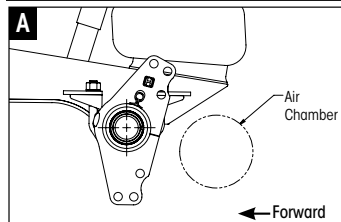
| DISC BRAKES *   |   | *Please refer to L1225 at <a href="http://www.hendrickson-intl.com">www.hendrickson-intl.com</a> for more important information to consider when spec'ing air disc brakes. |  |  |
|---|---|--|--|--|
|   |   | WABCO PAN19-1 ADB (for use with 19.5" wheels)  |  |  |
| CONVERTER DOLLY APPLICATION:  | <input type="checkbox"/> No <input type="checkbox"/> Yes (Service Only Chamber Available)   |  |  |  |
| DISC BRAKE APPROVAL:<br>(Must select one)                               | <input type="checkbox"/> Preapproval: 20,000 lb or less GAWR <b>or</b>  |  |  |  |
|   | <input type="checkbox"/> Online Approval # _____ <b>or</b>  |  |  |  |
|   | <input type="checkbox"/> Complete ADB Waiver on page 10 <b>or</b>   |  |  |  |
|   | <input type="checkbox"/> Complete ADB Application Form on page 10   |  |  |  |
| PAD/LINING:   | WABCO 230   |  |  |  |
| BRAKE CALIPER POSITION:<br>For TRLAXLE® Only - See page 8 for reference | <input type="checkbox"/> A – For top-mount mechanical suspensions or top-mount air suspensions with brake chamber to <b>rear</b> of axle<br><input type="checkbox"/> B – For top-mount air suspensions with brake chamber to <b>front</b> of axle<br><input type="checkbox"/> C – For low-ride underslung air suspensions |  |  |  |
| BRAKE CHAMBER:  | <input type="checkbox"/> Type 16/24 Std <input type="checkbox"/> Type 16 (Dolly)  |  |  |  |
| ABS TONE RING / DUST SHIELD:  | Required  |  |  |  |
| ABS SENSORS (Required):   | <input type="checkbox"/> Bendix 78.7" <input type="checkbox"/> Haldex 19.7" <input type="checkbox"/> Haldex 78.7" <input type="checkbox"/> WABCO 39.4" <input type="checkbox"/> WABCO 66.9"   |  |  |  |
| ROTOR BRAND/MATERIAL:   | 375mm Standard Cast Iron  | 375mm Standard Cast Iron   | 375mm Standard Cast Iron   |  |
| RTR® READY-TO-ROLL®<br>WHEEL-END PACKAGES:                              | <input type="checkbox"/> Standard Service<br>(1-year Limited Warranty?)   | <input type="checkbox"/> HXL3® Hendrickson Extended-Life System™<br>(3-year Limited Warranty?)   | <input type="checkbox"/> HXL5® Hendrickson Extended-Life System™<br>(5-year Limited Warranty?) |  |
| SPINDLE:  | <input type="checkbox"/> HN <input type="checkbox"/> HP   | <input type="checkbox"/> HN <input type="checkbox"/> HP  | <input type="checkbox"/> HN <input type="checkbox"/> HP  |  |
| HUB MATERIAL:   | Ductile Iron  | Ductile Iron   | Ductile Iron   |  |
| HUB STYLE:  | Hub-Piloted x 10-stud x 11.25" BC for 19.5" tires   |  |  |  |
| WHEEL MATERIAL:   | <input type="checkbox"/> Aluminum   | <input type="checkbox"/> Aluminum  | <input type="checkbox"/> Aluminum  |  |
|   | <input type="checkbox"/> Steel  | <input type="checkbox"/> Steel   | <input type="checkbox"/> Steel   |  |
|   | <input type="checkbox"/> Steel / Aluminum   | <input type="checkbox"/> Steel / Aluminum  | <input type="checkbox"/> Steel / Aluminum  |  |
| DUAL / SUPER SINGLE:<br>(SS) Short Stud<br>(LS) Long Stud               | <input type="checkbox"/> Dual   | <input type="checkbox"/> Dual  | <input type="checkbox"/> Dual  |  |
|   | <input type="checkbox"/> Super Single (SS)  | <input type="checkbox"/> Super Single (SS)   | <input type="checkbox"/> Super Single (SS)   |  |
|   | <input type="checkbox"/> Super Single (LS)  | <input type="checkbox"/> Super Single (LS)   | <input type="checkbox"/> Super Single (LS)   |  |
| LUBE TYPE:  | <input type="checkbox"/> SAE 80/90  | <input type="checkbox"/> SAE 80/90   | Semi-Fluid Grease  |  |
|   | <input type="checkbox"/> Semi-Fluid Grease  | <input type="checkbox"/> Synthetic 75W/90  |  |  |
|   | <input type="checkbox"/> Synthetic 75W/90   |  |  |  |
| SEAL:   | Standard  | Standard   | Standard   |  |
| BEARINGS:   | Standard  | Standard   | Standard   |  |
| SPINDLE NUT:  | Standard 3-Piece Nut  | PRECISION240® Nut System <b>or</b><br>PRECISION320® Nut System   | PRECISION240 Nut System <b>or</b><br>PRECISION320 Nut System                                   |  |
| HUBCAP TYPE:  | Standard Bolt-On  | Standard Aluminum Bolt-On  | Standard Aluminum Bolt-On  |  |
| WHEEL FASTENERS:  | <input type="checkbox"/> Yes <sup>8</sup> <input type="checkbox"/> No   |  |  |  |

\*ConMet PreSet not available on Haldex DBLD (25K)

\*Please refer to L1225 at www.hendrickson-intl.com for more important information to consider when spec'ing air disc brakes.

| DISC BRAKES *  |  | ■ HALDEX DBT22LT (23K)  |   |   | ■ HALDEX DBLD (25K)   |  |
|--|--|---|---|---|---|--|
| <b>CONVERTER DOLLY APPLICATION:</b>  | <input type="checkbox"/> No <input type="checkbox"/> Yes (Service Only Chamber Available)  |   |   | <input type="checkbox"/> No <input type="checkbox"/> Yes (Service Only Chamber Available)                                 |   |  |
| <b>DISC BRAKE APPROVAL:</b><br>(Must select one)                               | <input type="checkbox"/> Preapproval: 20,000 lb or less GAWR <b>or</b>   |   |   |   |   |  |
|  | <input type="checkbox"/> Online Approval # _____ <b>or</b>   |   |   |   |   |  |
|  | <input type="checkbox"/> Complete ADB Waiver on page 10 <b>or</b>  |   |   | <input type="checkbox"/> Complete ADB Waiver on page 10 <b>or</b>   |   |  |
|  | <input type="checkbox"/> Complete ADB Application Form on page 10  |   |   | <input type="checkbox"/> Complete ADB Application Form on page 10   |   |  |
| <b>PAD/LINING:</b>   | JURID 442  |   |   | JURID 539-20  |   |  |
| <b>BRAKE CALIPER POSITION:</b><br>For TRLAXLE® Only - See page 8 for reference | <input type="checkbox"/> A – For top-mount mechanical suspensions or top-mount air suspensions with brake chamber to <b>rear</b> of axle<br><input type="checkbox"/> B – For top-mount air suspensions with brake chamber to <b>front</b> of axle<br><input type="checkbox"/> C – For low-ride underslung air suspensions  |   |   |   |   |  |
| <b>BRAKE CHAMBER:</b>  | HALDEX 18/24 Std   |   |   | HALDEX 20/24 Std  |   |  |
| <b>ABS TONE RING / DUST SHIELD:</b>  | Required   |   |   |   |   |  |
| <b>ABS SENSORS (Required):</b>   | <input type="checkbox"/> Bendix 78.7" <input type="checkbox"/> Haldex 19.7" <input type="checkbox"/> Haldex 78.7" <input type="checkbox"/> WABCO 39.4" <input type="checkbox"/> WABCO 66.9"  |   |   |   |   |  |
| <b>ABS SENSOR LOCATION:</b>  | Tandem: <input type="checkbox"/> 2 – Front <input type="checkbox"/> 2 – Rear <input type="checkbox"/> 4 – Both<br>Tridem: <input type="checkbox"/> 2 – Front <input type="checkbox"/> 2 – Middle <input type="checkbox"/> 2 – Rear <input type="checkbox"/> 4 – Front & Middle <input type="checkbox"/> 4 – Front & Rear <input type="checkbox"/> 4 – Middle & Rear <input type="checkbox"/> 6 – All |   |   |   |   |  |
| <b>ROTOR BRAND/MATERIAL:</b>   | 430mm Cast Iron  | 430mm Cast Iron   | 430mm Cast Iron   | 430mm Cast Iron   | 430mm ConMet Cast Iron  |  |
| <b>RTR® READY-TO-ROLL® WHEEL-END PACKAGES:</b>                                 | <input type="checkbox"/> Standard Service<br>(1-year Limited Warranty <sup>7</sup> )   | <input type="checkbox"/> HXL3® Hendrickson<br>Extended-Life System™<br>(3-year Limited Warranty <sup>7</sup> )            | <input type="checkbox"/> HXL5® Hendrickson<br>Extended-Life System™<br>(5-year Limited Warranty <sup>7</sup> )            | <input type="checkbox"/> HXL7® Hendrickson<br>Extended-Life System™<br>(7-year Limited Warranty <sup>7</sup> )            | <input type="checkbox"/> ConMet PreSet<br>(5-year Limited Warranty <sup>7</sup> )   |  |
| <b>SPINDLE:</b>  | <input type="checkbox"/> HN <input type="checkbox"/> HP  | <input type="checkbox"/> HN <input type="checkbox"/> HP   | <input type="checkbox"/> HN <input type="checkbox"/> HP   | HP  | <input type="checkbox"/> HN <input type="checkbox"/> HP   |  |
| <b>HUB MATERIAL:</b>   | Ductile Iron   | Ductile Iron  | Ductile Iron  | Ductile Iron  | ConMet Aluminum   |  |
| <b>HUB STYLE:</b>  | Hub-Piloted x 10-stud x 11.25" BC for 22.5" and 24.5" tires  |   |   |   |   |  |
| <b>WHEEL MATERIAL:</b>   | <input type="checkbox"/> Aluminum<br><input type="checkbox"/> Steel<br><input type="checkbox"/> Steel / Aluminum   | <input type="checkbox"/> Aluminum<br><input type="checkbox"/> Steel<br><input type="checkbox"/> Steel / Aluminum          | <input type="checkbox"/> Aluminum<br><input type="checkbox"/> Steel<br><input type="checkbox"/> Steel / Aluminum          | <input type="checkbox"/> Aluminum<br><input type="checkbox"/> Steel<br><input type="checkbox"/> Steel / Aluminum          | <input type="checkbox"/> Aluminum<br><input type="checkbox"/> Steel<br><input type="checkbox"/> Steel / Aluminum          |  |
| <b>DUAL / SUPER SINGLE:</b><br>(SS) Short Stud<br>(LS) Long Stud               | <input type="checkbox"/> Dual<br><input type="checkbox"/> Super Single (SS)<br><input type="checkbox"/> Super Single (LS)  | <input type="checkbox"/> Dual<br><input type="checkbox"/> Super Single (SS)<br><input type="checkbox"/> Super Single (LS) | <input type="checkbox"/> Dual<br><input type="checkbox"/> Super Single (SS)<br><input type="checkbox"/> Super Single (LS) | <input type="checkbox"/> Dual<br><input type="checkbox"/> Super Single (SS)<br><input type="checkbox"/> Super Single (LS) | <input type="checkbox"/> Dual<br><input type="checkbox"/> Super Single (SS)<br><input type="checkbox"/> Super Single (LS) |  |
| <b>LUBE TYPE:</b>  | <input type="checkbox"/> SAE 80/90<br><input type="checkbox"/> Semi-Fluid Grease<br><input type="checkbox"/> Synthetic 75W/90  | <input type="checkbox"/> SAE 80/90<br><input type="checkbox"/> Synthetic 75W/90   | Semi-Fluid Grease   |   | Semi-Fluid Grease<br><input type="checkbox"/> Semi-Fluid Grease<br><input type="checkbox"/> Synthetic 75W/90              |  |
| <b>SEAL:</b>   | Standard   | Standard  | Standard  | Standard  | No (ConMet Included)  |  |
| <b>BEARINGS:</b>   | Standard   | Standard  | Standard  | Standard  | No (ConMet Included)  |  |
| <b>SPINDLE NUT:</b>  | Standard 3-Piece Nut   | PRECISION240® Nut System<br>PRECISION320® Nut System <b>or</b>  | PRECISION240 Nut System<br>PRECISION320 Nut System <b>or</b>  | PRECISION320 Nut System   | Standard 3-Piece Nut  |  |
| <b>HUBCAP TYPE:</b>  | Standard Bolt-On   | Standard Aluminum Bolt-On   | Standard Aluminum Bolt-On   | Corrosion Resistant Bolt-On   | Standard Bolt-On  |  |
| <b>WHEEL FASTENERS:</b>  | <input type="checkbox"/> Yes <sup>8</sup> <input type="checkbox"/> No  |   |   |   |   |  |

**BRAKE CALIPER POSITION**



**CAUTION:** For underslung mechanical suspensions, call Hendrickson and the suspension supplier.

**NOTES:** For all caliper positions shown, the tire inflation holes are located on top dead center of axle when suspension is at ride height. Customer should verify brake chamber clearance at the entire suspension travel range. On Figure C, the shock cannot be mounted in front of the axle on underslung suspensions due to interference with the brake chamber.



**TIREMAAX® KIT WORKSHEET<sup>9,10</sup>**

(Not included in Hendrickson Trailer Axle Model Number — Sold Separately)

|  |  |   |  |                                |                                 |                             |                              |                              |                              |                              |                              |
|--|--|---|--|--------------------------------|---------------------------------|-----------------------------|------------------------------|------------------------------|------------------------------|------------------------------|------------------------------|
| <b>CONTROLLER TYPE:</b>  | <input type="checkbox"/> CP  | <input type="checkbox"/> PRO  |  |                                |                                 |                             |                              |                              |                              |                              |                              |
| <b>ELECTRICAL CONNECTION:</b>                                  | <input type="checkbox"/> Delphi Weather Pack (Standard)                              | <input type="checkbox"/> Blade Terminals <sup>11</sup> (Hendrickson Controls approval required) |  |                                |                                 |                             |                              |                              |                              |                              |                              |
| <b>NUMBER OF AXLES:</b>  | <input type="checkbox"/> 1   | <input type="checkbox"/> 2  | <input type="checkbox"/> 3                                       | <input type="checkbox"/> 4     | <input type="checkbox"/> Other: |                             |                              |                              |                              |                              |                              |
| <b>HUBCAP TYPE:</b>  | <input type="checkbox"/> Hendrickson Bolt-On   | <input type="checkbox"/> Hendrickson Extended Bolt-On <sup>12</sup>                             |  |                                |                                 |                             |                              |                              |                              |                              |                              |
| <b>LUBE TYPE:</b>  | <input type="checkbox"/> Semi-Fluid Grease   | <input type="checkbox"/> Oil  |  |                                |                                 |                             |                              |                              |                              |                              |                              |
| <b>WHEEL STYLE / MATERIAL</b>                                  | <input type="checkbox"/> Dual / Aluminum   | <input type="checkbox"/> Dual / Steel or Combo  | <input type="checkbox"/> Super Single / Aluminum (straight hose) |                                |                                 |                             |                              |                              |                              |                              |                              |
|  | <input type="checkbox"/> Super Single / Steel (outboard valve stem; 180-degree hose) | <input type="checkbox"/> Super Single / Steel (inboard valve stem; straight hose)               |  |                                |                                 |                             |                              |                              |                              |                              |                              |
| <b>TIRE SIZE:</b>  | <input type="checkbox"/> 17.5"   | <input type="checkbox"/> 19.5"  | <input type="checkbox"/> 22.5"                                   | <input type="checkbox"/> 24.5" |                                 |                             |                              |                              |                              |                              |                              |
| <b>COLD TIRE PRESSURE SETTING (psi)<sup>13</sup>:</b>          | <input type="checkbox"/> 70  | <input type="checkbox"/> 75   | <input type="checkbox"/> 80                                      | <input type="checkbox"/> 85    | <input type="checkbox"/> 90     | <input type="checkbox"/> 95 | <input type="checkbox"/> 100 | <input type="checkbox"/> 105 | <input type="checkbox"/> 110 | <input type="checkbox"/> 115 | <input type="checkbox"/> 120 |
| <b>TRAILER-MOUNTED INDICATOR LIGHT KIT:</b>                    | <input type="checkbox"/> LED – 12V with 65-foot Cable (Standard)                     | <input type="checkbox"/> LED – 12V with 35-foot Cable   | <input type="checkbox"/> LED – 24V (Export <sup>14</sup> )       |                                |                                 |                             |                              |                              |                              |                              |                              |
|  | <input type="checkbox"/> Incandescent – 12V  | <input type="checkbox"/> No <sup>11</sup>   |  |                                |                                 |                             |                              |                              |                              |                              |                              |
| <b>WIRING HARNESS:</b>   | <input type="checkbox"/> Premium, 15-Foot, ABS-ready                                 | <input type="checkbox"/> Premium, 3-Foot, ABS-ready   |  |                                |                                 |                             |                              |                              |                              |                              |                              |
|  | <input type="checkbox"/> Standard, 18-inch, Wiring Adapter Plug                      | <input type="checkbox"/> No <sup>11</sup> (Hendrickson Controls approval required)              |  |                                |                                 |                             |                              |                              |                              |                              |                              |
| <b>AIR PLUMBING KIT:</b>                                       | <input type="checkbox"/> Manifold <sup>15</sup>                                      | <input type="checkbox"/> No   |  |                                |                                 |                             |                              |                              |                              |                              |                              |
| <b>CONTROLLER TANK VALVE<sup>16</sup>:</b><br>(Pressure Check) | <input type="checkbox"/> Yes (CP Models Only)  | <input type="checkbox"/> No   |  |                                |                                 |                             |                              |                              |                              |                              |                              |

9. Hendrickson does not provide warranty coverage for the installation, performance or components of a competitor-brand tire inflation system installed on a Hendrickson Trailer Axle resulting from a failure to the competitor-brand tire inflation system or components, whether installed by the OEM, repair facility or end-user, should be directed to the respective tire inflation system manufacturer for warranty coverage.
10. When installing TIREMAAX®, please contact Hendrickson to verify correct wheel-end component integration.
11. Controllers featuring blade terminals, require the light kit and wiring harness options to be "no".
12. Required for axles with TIREMAAX PRO equipped with cross-drilled spindles and using the castellated spindle nut. Please verify spindle nut requirements.
13. Refer to tire manufacturer's recommended tire pressure. TIREMAAX PRO is restricted to cold tire pressure setting of 85-120 psi.
14. Please note, 12V is used in some export countries. If this is a new venture into a foreign country, please validate voltage requirements with Controls Engineering.
15. Not available for single-axle systems.
16. Not available with TIREMAAX PRO.



**Complete the AIR DISC BRAKE WAIVER or APPLICATION FORM if you did not check PRE-APPROVED or ONLINE APPROVAL on page 5, 6, 7 or 8.**



**CAUTION:**

DUE to design and performance differences of various air disc brake models, and between drum and disc brake systems, it is important to ensure compatibility of the brake systems between the tractor and trailer. Changes to the tractor brake linings may be required to produce a balanced tractor / trailer braking system. Vehicle owners / operators should review any such required changes with the tractor manufacturer. Failure to follow any such required changes or applicable operating, service and maintenance instructions can cause tractor / trailer brake components to wear out prematurely and will void any applicable Hendrickson warranty coverage.

**AIR DISC BRAKE WAIVER**

**ADDITIONAL TERMS AND CONDITIONS**

This Ordering Guide / Application Form is subject to, at minimum, the following terms and conditions:

- Any application approval from Hendrickson Trailer Suspension Systems ("Hendrickson") and/or the respective air disc brake manufacturer is (i) general in nature, (ii) based upon the above-referenced information as provided by the REQUESTER and without Hendrickson's first-hand knowledge of such information, and (iii) does not account for any additional information regarding the subject vehicle's operating condition and configuration, or any unauthorized modifications or repairs that may have been conducted.
- The subject application(s) and the installation, operation, service and maintenance of Hendrickson suspension or axle systems and related components must comply with all applicable written capacity ratings, specifications, instructions and guidelines from Hendrickson, the tractor, the trailer and the respective air disc brake manufacturer. Contact Hendrickson, the tractor, the trailer and the respective air disc brake manufacturer for any additional copies of their applicable written materials.
- Any application approval does not account for, nor shall Hendrickson in way be responsible for, any adverse effect on the form, fit or function of or any damages sustained to the Hendrickson suspension or axle systems and related components due to improper installation, operation, service or maintenance, unauthorized modification, neglect, accident, misuse, or operation beyond the written capacity ratings and specifications of the suspension or axle systems and related components or the vehicle to which such equipment and components are attached.
- Any application approval is null and void if (i) any of the information provided by the REQUESTER is incorrect or incomplete, or (ii) there is any deviation from the applicable written capacity ratings, specifications, instructions and guidelines from Hendrickson and the respective air disc brake manufacturer regarding the installation, operation, service and maintenance of the Hendrickson suspension or axle systems and related components.
- Any application approval does not constitute an expressed or implied warranty, including any warranty of merchantability or fitness for a particular purpose.
- Hendrickson reserves the right to modify any application approval, and any recommendations and/or prices if the above-referenced information provided by the REQUESTER changes in any way. The REQUESTER shall immediately notify Hendrickson's Application Engineering Department in writing of any / all changes in such information that may affect the operation, performance, service and/or maintenance of the vehicle, brakes.

I understand the above, and by signing and not supplying information on the application form on page 9, I am:

- Requesting an air disc brake suspension or axle model number, price and availability, and
- Taking responsibility for the application of the brake system if I order a suspension or axle model without supplying the information on the application form on page 10.

**REQUESTER:**

**Authorized Contact Person:** \_\_\_\_\_ **Date:** \_\_\_\_\_ **Title:** \_\_\_\_\_

**Signature:** \_\_\_\_\_

**AIR DISC BRAKE APPLICATION FORM**

**FLEET / END USER INFORMATION**

Fleet Name / Dealer: \_\_\_\_\_ Location: \_\_\_\_\_  
 Phone: \_\_\_\_\_ Contact Person: \_\_\_\_\_  
 Email: \_\_\_\_\_

Trailer Manufacturer: \_\_\_\_\_

Trailer Type:  Dry Van  Reefer  Pup Trailers  
 Tanker / Bulk  Platform  Specialty  
 Dump  Dolly  Other

Number of Axles:  1  2  3  Other \_\_\_\_\_

Tagged Axle Weight: \_\_\_\_\_ GCW: \_\_\_\_\_

Wheel Make: \_\_\_\_\_ Wheel Model #: \_\_\_\_\_  
 Tire Make: \_\_\_\_\_ Tire Model: \_\_\_\_\_

**TRAILER USAGE**

**Duty Cycle: (check all that apply)**

- Line Haul Truck Load  Line Haul LTL
- Line Haul Contract Carrier  On-highway
- On-highway, Heavy-haul / Specialty  Other \_\_\_\_\_
- On- / Off-highway Construction / Heavy-haul
- Off-highway Logging / Mining / Construction

**The above-reference trailer(s) will be used with:**

- Disc brake tractors only  Drum brake tractors only
- Both disc and brake tractors

**Notes**

---

---

---

---

---

---

---

---

---

---

---

---

---

---

---

---

---

---

---

---

---

---

---

---

---

---

---

---

---

---

*Actual product performance may vary depending upon vehicle configuration, operation, service and other factors.  
All applications must comply with applicable Hendrickson specifications and must be approved by the respective vehicle manufacturer with the vehicle in its original, as-built configuration.  
Contact Hendrickson for additional details regarding specifications, applications, capacities, and operation, service and maintenance instructions.*

**Call Hendrickson at 330.489.0045 or 866.RIDEAIR (743.3247) for additional information.**



[www.hendrickson-intl.com](http://www.hendrickson-intl.com)

L964 Rev DD 05-19

© 2007 - 2019 Hendrickson USA, L.L.C. All Rights Reserved. All trademarks shown are owned by Hendrickson USA, L.L.C., or one of its affiliates, in one or more countries.  
Information contained in this literature was accurate at the time of publication. Product changes may have been made after the copyright date that are not reflected.

**TRAILER COMMERCIAL VEHICLE SYSTEMS**

2070 Industrial Place SE  
Canton, OH 44707-2641 USA  
866.RIDEAIR (743.3247)  
330.489.0045 • Fax 800.696.4416

**Hendrickson Canada**

250 Chrysler Drive, Unit #3  
Brampton, ON Canada L6S 6B6  
800.668.5360  
905.789.1030 • Fax 905.789.1033

**Hendrickson Mexicana**

Círculo El Marqués Sur #29  
Parque Industrial El Marqués  
Pob. El Colorado, Municipio El Marqués,  
Querétaro, México C.P. 76246  
+52 (442) 296.3600 • Fax +52 (442) 296.3601