



LOW-RIDE SPECIFICATIONS

AANLS 20K/AANL 23K/AAL 23K/
AAL 25K/AAL 30K/AAEDL 30K

LIT NO: L729

DATE: February 2017

REVISION: J




TABLE OF CONTENTS

APPLICATIONS	2-5
SPECIFICATIONS	
Suspensions — AANLS 20K/AANL 23K/AAL 23K/AAL 25K/AAL 30K/AAEDL 30K	2-5
Axle.....	6
Brake Options	6
Brake Chambers	6
Brake Adjusters	6
RTR® READY-TO-ROLL®	6
Height Control Valve.....	6
Lift Mechanism	6



AANLS 20K

*CAPACITY	20,000 lbs. suspension (9 100 kg)	
TRAILER TYPES	UNITED STATES & CANADA On-highway Autohauler Drop-frame van High-cube van Pup van	MEXICO, CENTRAL & SOUTH AMERICA None
AXLE DATA	5-inch Axle	
AXLE ARRANGEMENT	Single; tandem up to 60-inch maximum spacing	
FRAME TYPES	Steel, 96- or 102-inch wide trailers	
BASE MODEL DESCRIPTION	INTRAAX® low-ride suspension 6.25-inch ride height, weld-on and winged frame brackets with QUIK-ALIGN®, 71.5-inch axle track, HN spindles, standard shock absorbers, 16.5 × 7-inch brakes with Abex 3030-197 brake lining and ABS brackets. Cam Tube System™ standard.	
BASE MODEL WEIGHT	542 lbs.	
OTHER OPTIONS	Include extended-service / high-damping shock absorbers, shock straps, rear-mounted shock absorbers. Ride heights ranging from 6.25 to 12 inches, as well as choices for 73, 75.5, 76.5, 77.5, 83.5 and 85-inch axle track, HP spindles and dust shields. Contact your Hendrickson representative to discuss these and other options including a variety of RTR® READY-TO-ROLL® wheel-end packages and brake options including Hendrickson MAXX22T™ optimized trailer air disc brake and WABCO PAN19.	

* Capacity refers to suspension and axle ratings. Ratings for brakes and wheel-end components differ depending upon options chosen.

SPECIFICATIONS

SUSPENSION — AANLS 20K

RIDE HEIGHT (inches)	JOUNCE (inches)	REBOUND (inches)
6.25	1.9	5
7	2.7	4.3
9	2.9	3.8
12	3.4	3.4



AANLS 20K/AANL 23K/AAL 23K/AAL 25K/AAL 30K/AAEDL 30K SPECIFICATIONS



AANL 23K

*CAPACITY	23,000 lbs. suspension (10 400 kg)	
TRAILER TYPES	UNITED STATES & CANADA Drop deck Platform Double drop Dump — bottom discharge Tanker Grain Livestock Curtain side	MEXICO, CENTRAL & SOUTH AMERICA None
AXLE DATA	5.75-inch LDA™ Large-Diameter Axle	
AXLE ARRANGEMENT	Single; tandem up to 122-inch maximum spacing; tri- or quad-axle up to 144-inch maximum total spacing	
FRAME TYPES	Steel, aluminum or composite; 96- or 102-inch wide trailers	
BASE MODEL DESCRIPTION	INTRAAX® low-ride / liftable suspension 6.5-inch ride height, weld-on and winged frame brackets with QUIK-ALIGN®, 71.5-inch axle track, HN spindles, standard shock absorbers, 16.5 × 7-inch brakes with Abex 3030-197 brake lining and ABS brackets. Cam Tube System™ standard.	
BASE MODEL WEIGHT	521 lbs.	
OTHER OPTIONS	Include bolt-on frame brackets, extended-service / high-damping shock absorbers, shock straps and limited jounce travel. Ride heights ranging from 6.5 to 17 inches, as well as choices for 73, 75.5, 76.5, 77.5, 83.5 and 85-inch axle track, 16.5 × 8.625-inch brakes, HP spindles and dust shields. Contact your Hendrickson representative to discuss these and other options including a variety of RTR® READY-TO-ROLL® wheel-end packages and brake options including Hendrickson MAXX22T™ optimized trailer air disc brake.	

* Capacity refers to suspension and axle ratings. Ratings for brakes and wheel-end components differ depending upon options chosen.

SPECIFICATIONS*

SUSPENSION — AANL 23K

RIDE HEIGHT (inches)	JOUNCE** (inches)	REBOUND w/ FRONT SHOCKS (inches)	REBOUND w/ REAR SHOCKS (inches)	RIDE HEIGHT (inches)	JOUNCE** (inches)	REBOUND w/ FRONT SHOCKS (inches)	REBOUND w/ REAR SHOCKS (inches)
6.5	2.1	5.0	4.7	14	5.6	4.3	3.9
7.5	3.1	4.0	3.7	15	5.3	3.3	4.1
8	3.6	5.2	4.4	16	5.4	4.3	4.0
9	4.6	4.2	3.4	17	5.7	3.3	3.0
12	5.1	4.5	3.2				

* For weld-on frame brackets only.

** Limited jounce dimensions. Refer to installation drawing.



AAL 23K



AAL 25K

*CAPACITY	23,000 lbs. axle (10 400 kg)		25,000 lbs. (11 300 kg)	
TRAILER TYPES	UNITED STATES & CANADA	MEXICO, CENTRAL & SOUTH AMERICA	UNITED STATES & CANADA	MEXICO, CENTRAL & SOUTH AMERICA
	Drop deck Platform Double drop Dump — bottom discharge Tanker Grain Livestock Curtain side	None	Platform Lowboy Drop-deck Dump Tanker Grain Livestock Curtain side	Van / reefer Drop-frame van Autohauler Container chassis Platform Lowboy Drop deck Grain Livestock Curtain side
AXLE DATA	5.75-inch LDA™ Large-Diameter Axle			
AXLE ARRANGEMENT	Single; tandem up to 122-inch maximum spacing; tri- or quad-axle up to 144-inch maximum total spacing			
FRAME TYPES	Steel, aluminum or composite; 96- or 102-inch wide trailers			
BASE MODEL DESCRIPTION	INTRAAX® low-ride /liffable suspension 6.5-inch ride height, weld-on and winged frame brackets with QUIK-ALIGN®, 71.5-inch axle track, HN spindles, standard shock absorbers, 16.5 × 7-inch brakes with Abex 3030-197 brake lining and ABS brackets. Cam Tube System™ standard.			
BASE MODEL WEIGHT	570 lbs.		586 lbs.	
	OTHER OPTIONS			
Include wingless and bolt-on frame brackets, shock straps, rear-mounted shock absorbers, rebound limiters, limited jounce travel and HIGH CONTROL. Ride heights ranging from 6.5 to 19 inches, as well as choices for 73, 75.5, 76.5, 77.5, 83.5 and 85-inch axle track, 15 × 8.625-inch brakes (5" axle), HP spindles and dust shields. Contact your Hendrickson representative to discuss these and other options available, such as a variety of RTR® READY-TO-ROLL® wheel-end packages and brake options including Hendrickson MAXX22T™ optimized trailer air disc brake.				

* Capacity refers to suspension and axle ratings, except where noted. Ratings for brakes and wheel-end components differ depending upon options chosen.

SPECIFICATIONS

SUSPENSION — AAL 23K / AAL 25K



RIDE HEIGHT (inches)	JOUNCE ¹ (inches)	REBOUND w/ FRONT SHOCKS (inches)	REBOUND w/ REAR SHOCKS (inches)
6.5	2.0	4.6	4.0
7.5	3.0	3.6	3.0
8	3.5	5.3	4.7
9	4.5	4.3	3.7
12	4.9	4.9	3.5

RIDE HEIGHT (inches)	JOUNCE ¹ (inches)	REBOUND w/ FRONT SHOCKS (inches)	REBOUND w/ REAR SHOCKS (inches)
14	5.5	4.5	4.2
15	5.8	3.5	3.2
16	5.3	4.4	4.3
17	5.5	3.4	3.3
19	5.3	3.6	3.4

¹ Limited jounce dimensions. Refer to installation drawing.



AANLS 20K/AANL 23K/AAL 23K/AAL 25K/AAL 30K/AAEDL 30K SPECIFICATIONS

	 AAL 30K		 AAEDL 30K (Extreme Duty)	
*CAPACITY	30,000 lbs. suspension (13 600 kg) 25,000 lbs. axle (11 300 kg)		30,000 lbs. (13 600 kg)	
TRAILER TYPES	UNITED STATES & CANADA	MEXICO, CENTRAL & SOUTH AMERICA	UNITED STATES & CANADA	MEXICO, CENTRAL & SOUTH AMERICA
	Platform Drop deck Lowboy Dump Curtain side	Van/reefer Platform Drop deck Lowboy Dump Curtain side	Logger Chip van Dump	Platform Drop deck Tanker Dump Logger Sugar cane hauler
AXLE DATA	5.75-inch LDA™ Large-Diameter Axle		5-inch Axle	
AXLE ARRANGEMENT	Single; tandem up to 122-inch maximum spacing; tri- or quad-axle up to 144-inch maximum total spacing			
FRAME TYPES	Steel, aluminum or composite; 96- or 102-inch wide trailers			
BASE MODEL DESCRIPTION	INTRAAX® low-ride suspension 9-inch ride height, weld-on and winged frame brackets with QUIK-ALIGN®, 71.5-inch axle track, HN spindles (AAL 30K) or HP spindles (AAEDL 30K), standard (AAL 30K) or extended service / high-damping (AAEDL 30K) shock absorbers, 16.5 x 7-inch brakes with Abex 3030-197 brake lining and ABS brackets. Cam Tube System™ standard.			
BASE MODEL WEIGHT	612 lbs.		662 lbs.	
OTHER OPTIONS	Include wingless and bolt-on frame brackets, shock straps, rear-mounted shock absorbers, rebound limiters, limited jounce travel (AAL 30K) and HIGH CONTROL. Ride heights ranging from 9 to 19 inches, as well as choices for 73, 75.5, 76.5, 77.5, 83.5 and 85-inch axle track, HP spindles (AAL 30K) and dust shields. Contact your Hendrickson representative to discuss these and other options available, such as a variety of RTR® READY-TO-ROLL® wheel-end packages and brake options. Air disc brakes available including Hendrickson MAXX22T™ optimized trailer air disc brakes for AAL 30K only.			

* Capacity refers to suspension and axle ratings, except where noted. Ratings for brakes and wheel-end components differ depending upon options chosen.

SPECIFICATIONS

SUSPENSION — AAL 30K

RIDE HEIGHT (inches)	JOUNCE ¹ (inches)	REBOUND w/ FRONT SHOCKS (inches)	REBOUND w/ REAR SHOCKS (inches)
9	4.0	4.2	3.7
12	4.7	4.8	3.5
14	5.3	4.4	4.2
15	5.7	3.4	3.2
16	5.1	4.3	4.3
17	5.4	3.3	3.3
19	5.1	3.5	3.4

SUSPENSION — AAEDL 30K

RIDE HEIGHT (inches)	JOUNCE (inches)	REBOUND w/ FRONT SHOCKS (inches)	REBOUND w/ REAR SHOCKS (inches)
9	4.6	4.0	3.7
12	5.3	4.6	3.4
14	5.9	4.3	4.2
15	5.6	3.3	3.2
16	5.7	4.2	4.3
17	6.0	3.2	3.3
19	5.7	3.4	N/A

¹ Limited jounce dimensions. Refer to installation drawing.



BEARINGS

SPINDLE TYPE	TUBE O.D. (inches)	BEARINGS			
		INNER CONE	OUTER CONE	INNER CUP	OUTER CUP
HN	5.0	HM218248	HM212049	HM218210	HM212011
	5.75				
HP	5.0	HM518445	HM518445	HM518410	HM518410
	5.75				

HENDRICKSON MAXX22™

Hendrickson trailer air disc brake system specifically designed to optimize performance for North American trailer applications, with WABCO brake technology, features premium offerings including the lightweight Dura-Light Hub® option, TIREMAAX®, and RTR® READY-TO-ROLL® wheel-end packages.

RTR® READY-TO-ROLL®

Choose from a broad mix of offerings to customize running gear for your specific application. Wheel-end options consist of aluminum, ductile iron or Dura-Light Hub® in a variety of standard and extended service wheel-end packages.

BRAKE OPTIONS

For complete details on the wide range of brake options available, including lining choices, brake ratings and FMVSS/CMVSS 121 brake certifications, refer to Hendrickson publication *L809 Brake Certifications*.

BRAKE CHAMBERS

Industry standard brake chambers with push rod length of 5.63 inches and clamping / port orientation of zero degrees are compatible.

BRAKE ADJUSTERS

Industry standard 5.5- and 6-inch brake adjusters are compatible.

HEIGHT CONTROL VALVE KITS

For complete details on available height control valve kits, refer to Hendrickson publication *L1182 Controls Parts Catalog*.

LIFT MECHANISM

UBL™ UNDER BEAM LIFT™ and air controls sold separately, refer to Hendrickson publication *L727 UBL UNDER BEAM LIFT Flyer*.

Call Hendrickson at **330.489.0045** or **866.RIDEAIR (743.3247)** for additional information.



www.hendrickson-intl.com

TRAILER COMMERCIAL VEHICLE SYSTEMS

2070 Industrial Place SE
Canton, OH 44707-2641 USA
866.RIDEAIR (743.3247)
330.489.0045 • Fax 800.696.4416

Hendrickson Canada

250 Chrysler Drive, Unit #3
Brampton, ON Canada L6S 6B6
800.668.5360
905.789.1030 • Fax 905.789.1033

Hendrickson Mexicana

Circuito El Marqués Sur #29
Parque Industrial El Marqués
Pob. El Colorado, Municipio El Marqués,
Querétaro, México C.P. 76246
+52 (442) 296.3600 • Fax +52 (442) 296.3601